

Cookies on Find and compare schools in England

We use some essential cookies to make this service work.

We'd also like to use analytics cookies so we can understand how you use the service and make improvements.

Accept analytics cookies

Reject analytics cookies

[View cookies](#)


GOV.UK

Find and compare schools in England

BETA Could we improve this service? Your [feedback](#) will help.

More information on how the COVID-19 pandemic has affected the data we publish can be found [here](#).

 [Search](#)


 [My schools](#)



Community school

Lowercroft Primary School


Ages 4 to 11 • Mixed gender

2019 performance data 

 Ashington Drive, Bury, BL8 2TS [Show map](#)

 Ofsted rating **2** Good 
Inspected 09 Jan 2020

 [School website](#)

 [Show more school details](#)

Education phase: Primary

Religious character: Does not apply

Local authority: [Bury](#)

Headteacher / Principal: Mrs Tessa Farr

Admissions policy: Not applicable [?](#)

Unique reference: 105295

Apply for a place: [Primary](#)

Financial information: [Schools financial benchmarking](#) [?](#)

Further information: [Get information about schools](#) [?](#)

Compare similar schools: **Primary**



2019 data may no longer reflect a school's current performance. [More info](#)

No primary test or exam data has been published for 2020 or 2021

▼ [About these results](#)

This page shows [final](#) results data for pupils who completed [key stage 2](#) in the summer of 2019. These figures were published in March 2020.

Progress score in reading, writing and maths [?](#)

Reading

Average 0.4

Writing

Average -1.1

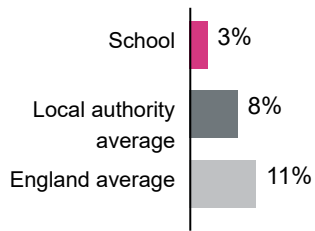
Maths

Above average 2.6

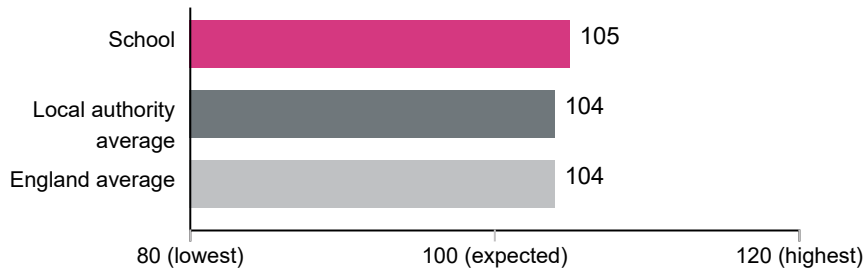
Pupils meeting expected standard in reading, writing and maths [?](#)



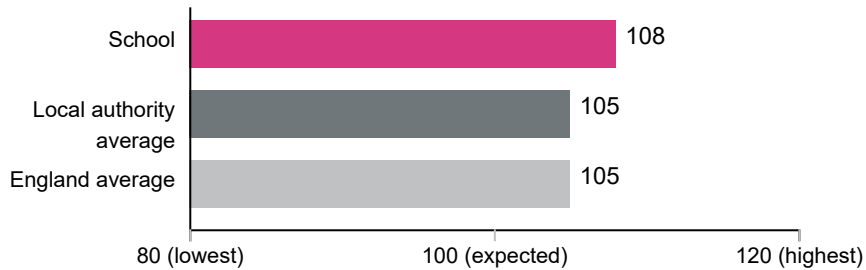
Pupils achieving at a higher standard in reading, writing and maths ?



Average score in reading ?



Average score in maths ?



[Results over time](#)



[Results by pupil characteristics](#)



About this data

▼ [Abbreviations](#)

- LOWCOV = Low coverage: Shown for the 'value added' measure and coverage indicator where schools have less than 50% of pupils included in calculation of the measure
- NA = Not applicable: Figures are either not available for the year in question, or the data field is not applicable to the school or college
- NE = No entries: The school or college did not enter any pupils or students for the qualifications covered by the measure
- NEM = No entries: We suppress multi-academy trust (MAT) figures if the MAT has fewer than three schools/colleges with eligible pupils or students in this measure, or where there are 5 or fewer pupils or students covered by the measure.
- NEW = New school or college
- NP = Not published: For example, we do not publish Progress 8 data for independent schools and independent special schools, or breakdowns by disadvantaged and other pupils for independent schools, independent special schools and non-maintained special schools
- RE = Redacted: We redact these figures if they do not allow the calculation of a reliable estimate and therefore don't provide a fair measure of performance. For transparency, we publish the headline information for these providers separately in the national achievement rates tables.
- SN = Small number: The number is subject to rounding and is less than 3
- SP = Small percentage: The percentage is subject to rounding and is between 0% and 0.5%
- SUPP = Suppressed: In certain circumstances we will suppress an establishment's data. This is usually when there are 5 or fewer pupils or students covered by the measure (29 for apprenticeships measures). We avoid making these figures public to protect individual privacy. We may also suppress data on a case-by-case basis.
- SUPPM = Suppressed: We suppress multi-academy trust (MAT) figures if the MAT has fewer than three schools/colleges with eligible pupils or students in this measure, or where there are 5 or fewer pupils or students covered by the measure.
- -- = Null: Figures are either not available for the year in question, or the data field is not applicable to the school or college.

▼ [Further guidance](#)

Read the [guidance about using the school performance tables](#).

Read more information about the [key stages and the national curriculum](#).

